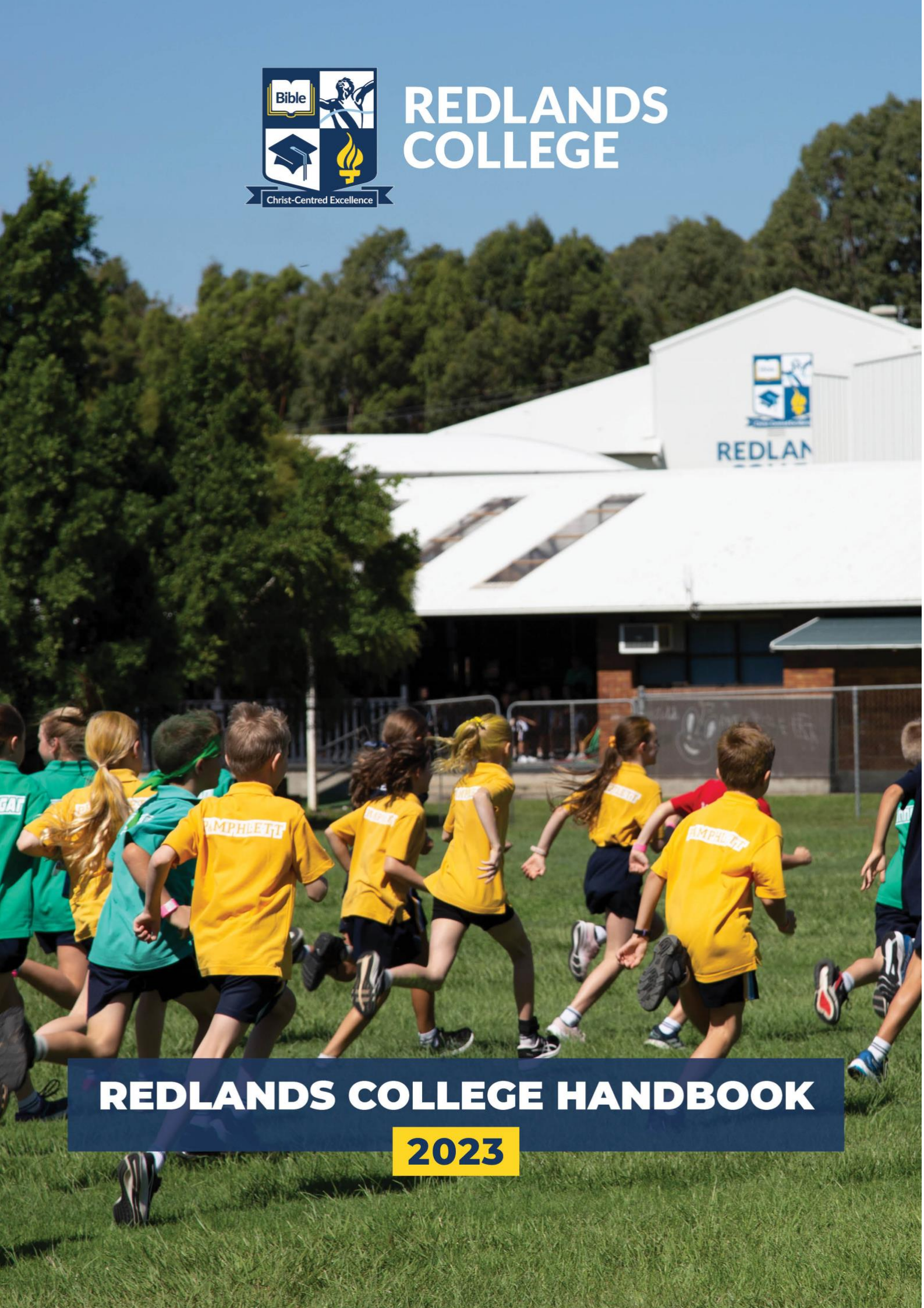




# REDLANDS COLLEGE



## REDLANDS COLLEGE HANDBOOK

### 2023

## CONTENTS PAGE

<b>Contents Page.....</b>	<b>2</b>
<b>Principal's Welcome.....</b>	<b>5</b>
<b>About Redlands College .....</b>	<b>5</b>
Introduction.....	5
<b>Connecting@Redlands.....</b>	<b>6</b>
Contacting the College.....	6
Email Accounts.....	6
Website .....	6
School App.....	6
Updating your Family Details .....	6
Parental Change in Relationship .....	6
General guidelines for contacting staff with concerns.....	6
Newsletter .....	7
Facebook .....	7
Instagram.....	7
Staff Contact List .....	8
<b>Attendance and Absences.....</b>	<b>9</b>
College Hours.....	9
Notifications by Parent.....	9
Late Arrival .....	9
Early Departure.....	9
Absence .....	9
Absence (greater than 3 days) .....	10
<b>Wellbeing@Redlands .....</b>	<b>11</b>
First Aid Centre .....	11
Opening Hours.....	11
Counselling .....	12
Chaplaincy and Christian Formation.....	12
Junior School .....	12
Chapels .....	12
Bullying and Harassment .....	13
Child Protection .....	13
Teaching and Learning Framework.....	15
Learning@Redlands (Schoolbox).....	17
Junior School Overview .....	19
Middle School Overview.....	19
Senior School Overview .....	20

<b>Academic Reports .....</b>	<b>20</b>
<b>Parent / Teacher Interviews .....</b>	<b>20</b>
<b>Academic Tutoring .....</b>	<b>20</b>
Hours of Operation.....	20
<b>Library .....</b>	<b>21</b>
Opening Hours.....	21
Library Website .....	21
Membership with Associated Libraries .....	21
<b>Teaching Materials .....</b>	<b>22</b>
<b>Technology .....</b>	<b>22</b>
The Role of Technology .....	22
Technology - College Support .....	23
Digital Citizenship .....	24
<b>Personal Electronic Devices .....</b>	<b>25</b>
Junior School .....	25
Middle School.....	25
Senior School .....	25
Headphones .....	26
.....	<b>27</b>
<b>Guiding Principles for a Christ-centred Learning Community.....</b>	<b>28</b>
<b>Uniforms.....</b>	<b>29</b>
Hair .....	29
Appearance, Jewellery and Accessories.....	30
Shoes .....	30
Formal Uniform .....	30
Sports Uniform .....	31
Dress Standards for Free Dress, Camps and Similar Events.....	32
Naming of clothing .....	32
<b>College Bags.....</b>	<b>32</b>
<b>Student Transport .....</b>	<b>33</b>
Skateboards, Scooters and Roller Blades .....	33
Bicycles .....	33
Cars.....	33
<b>Campus Boundaries.....</b>	<b>33</b>
<b>Conflict Resolution .....</b>	<b>33</b>
<b>Discipline and Behaviour .....</b>	<b>34</b>
<b>Behaviour Framework .....</b>	<b>34</b>
<b>Life@Redlands .....</b>	<b>36</b>
<b>Student Leadership .....</b>	<b>36</b>
Junior School .....	36
Middle School.....	36
Senior School .....	36
<b>Camps.....</b>	<b>36</b>
Camps – Junior School.....	37
Camps – Middle School .....	37
Camps – Senior School .....	37
<b>Community@Redlands.....</b>	<b>37</b>



<b>College Mascot &amp; War Cry .....</b>	<b>38</b>
<b>Houses .....</b>	<b>39</b>
<b>Timetable.....</b>	<b>45</b>
<b>Services@Redlands .....</b>	<b>49</b>
<b>ID Cards for Students.....</b>	<b>49</b>
<b>Lockers .....</b>	<b>49</b>
<b>Lost Property .....</b>	<b>49</b>
<b>Outside School Hours Care .....</b>	<b>49</b>
Hours of Operation.....	49
<b>Student Accident Insurance Plan.....</b>	<b>50</b>
<b>Transport Services.....</b>	<b>50</b>
Bus .....	50
Train.....	50
<b>Tuckshop .....</b>	<b>50</b>
Opening Hours.....	50
Ordering.....	50
Tuckshop Volunteers.....	50
<b>Uniform Shop.....</b>	<b>51</b>
Opening Hours – Term Time .....	51
Hat Repair Service .....	51
Second hand uniforms .....	51
<b>Co-Curricular@Redlands.....</b>	<b>52</b>
<b>Junior School.....</b>	<b>52</b>
Sport .....	52
Run Club .....	52
Performance Music .....	52
Clubs .....	52
<b>Middle and Senior School .....</b>	<b>52</b>
Sport .....	52
The Duke of Edinburgh’s Award.....	53
Performance Music .....	53
<b>Policies and Forms.....</b>	<b>54</b>

## PRINCIPAL'S WELCOME

It's a privilege to lead our Christian learning community at Redlands College and a joy to see the ongoing transformation of students as their academic and personal growth progresses.

Our College has an intentional focus on providing excellent educational opportunities for students and inviting each student to consider the gospel message of Jesus Christ.



This educational journey is grounded in effective partnerships with parents, formed on reciprocal trust and mutual responsibilities. We both seek and value parental engagement in the education of your child.

We recognise that school communities hold a privileged position with respect to their capacity to influence the development of students, and we acknowledge the centrality of formation to the process of education. We feel a deep sense of obligation to steward this trust and privilege responsibly.

Our team of outstanding staff is committed to engaging with the mind and heart of each student, to support their learning journey towards a flourishing life.

We look forward to travelling this learning journey with you.

*Dr Andrew Johnson, Principal*

## ABOUT REDLANDS COLLEGE

### Introduction

Redlands College is a Christian, co-educational and independent school providing a broad range of educational opportunities for students in Prep to Year 12. The College campus is located on an eight hectare site, situated in the bayside suburb of Wellington Point. The College opened on 1 February, 1988 with 91 students from Years 1 - 8. The first Year 12 class graduated in 1992, the Prep program was introduced in 1999, and the Middle School commenced in 2006.

The College was established by members of the Churches of Christ who held a passion and pioneering vision for Christian education, and is governed by a Board of Directors, elected from an Association comprised of current members of Churches of Christ. For further information on our [heritage and governance](#), please refer to the College website.

Over the 35 years that Redlands College has been educating students, there have been significant changes in education. These have included the use of a range of learning technologies, a focus on creativity and innovation and an orientation towards deeper student engagement. Redlands College has effectively incorporated tradition with innovation to create a learning environment which provides for both character formation and comprehensive academic learning for each student's journey.

## CONNECTING@REDLANDS

### Contacting the College

Absentee SMS	0416 905 254
Absentee Line	07 3286 0545
Reception	07 3286 0222
Uniform Shop	07 3286 0223
Address:	38 Anson Road, Wellington Point Qld 4160
Postal Address:	PO Box 2153, Wellington Point Qld 4160
Email:	mail@redlands.qld.edu.au

### Email Accounts

Parents are provided with a College email account on enrolment. These can be diverted to a different email account that you access more frequently (e.g. your personal email account).

Parents are asked to check their College email regularly as electronic communication is the primary method the College uses to share information with families. If parents have any concerns about emails and other IT facilities, please contact [HelpDesk@redlands.qld.edu.au](mailto:HelpDesk@redlands.qld.edu.au) for assistance.

### Website

Parents have access to a wide range of information and resources via our website: <http://www.redlands.qld.edu.au/>

### School App

Currently in development, launching early in 2023.

### Updating your Family Details

It is essential that the following details are kept up-to-date in case of a medical emergency. Please notify Public Reception (3286 0222 or [mail@redlands.qld.edu.au](mailto:mail@redlands.qld.edu.au)) if there is a change to your:

- address
- phone numbers: mobile, home, work
- emergency contacts
- medical information.

### Parental Change in Relationship

If there is a parental change in relationship (divorce or separation), the Head of School should be notified. All information given to the Head of School will be treated in accordance with the Redlands College [Privacy Policy](#).

### General guidelines for contacting staff with concerns

If you are unsure about who to see or have concerns due to the severity or complexity of the situation please make an appointment with the relevant Head of School. For all serious concerns please contact the Executive Assistant to the relevant Head of School for an appointment.

The Head of School will ensure the concern is addressed. This may involve referral to a Deputy Head of Students, Deputy Head of Learning, Student Wellbeing team, or other staff.

Academic Matters	Wellbeing Matters
<b>Junior School</b>	
Class Teacher / Specialist Teacher	Class Teacher or Student Wellbeing
Deputy Head of Junior School	Deputy Head of Junior School
Head of Junior School	Head of Junior School
<b>Middle School</b>	
Subject Teacher	Pastoral Care Teacher or Wellbeing
Respective Academic Dean	Dean of Year
Deputy Head of Middle School Learning	Deputy Head of Middle School Students
Head of Middle School	Head of Middle School
<b>Senior School</b>	
Subject Teacher	Pastoral Care Teacher or Wellbeing
Respective Academic Dean	Dean of Year
Deputy Head of Senior School Learning	Deputy Head of Senior School Students
Head of Senior School	Head of Senior School

Questions and issues may arise related to the learning journey of students at the College. Parents are encouraged to contact the College to ensure these issues can be resolved quickly and effectively to achieve the best learning outcomes for students. A contact list is included on the next page to support parents in identifying the most suitable staff member with whom to discuss academic, pastoral or co-curricular topics. In the first instance, parents are invited to contact classroom or pastoral care teachers, followed by Deans, Deputy Heads and Heads of School for resolution of issues.

## Newsletter

The electronic newsletter is our main way of communicating with the College community about upcoming events, timely reminders about when to order uniform items etc. Parents can ensure they receive all or specific information by subscribing at the following address: [www.redlands.qld.edu.au](http://www.redlands.qld.edu.au)

## Facebook

Follow our official Redlands College Facebook page to get all the photos and news first: [www.facebook.com/redlandscollege](https://www.facebook.com/redlandscollege)

## Instagram

Follow our official Redlands College Instagram page to get all the photos and news first: [@redlandscollegeqld](https://www.instagram.com/redlandscollegeqld)

## Staff Contact List

Team	Staff Name	Email Address
<b>Executive Team</b> Principal Head of Finance & Operations Head of Junior School Head of Middle School Acting Head of Senior School	Andrew Johnson David Graham Barb Farley Luke Ralph Michael Denner	<a href="mailto:ajohnson@redlands.qld.edu.au">ajohnson@redlands.qld.edu.au</a> <a href="mailto:dmgraham@redlands.qld.edu.au">dmgraham@redlands.qld.edu.au</a> <a href="mailto:bfarley@redlands.qld.edu.au">bfarley@redlands.qld.edu.au</a> <a href="mailto:lralfh@redlands.qld.edu.au">lralfh@redlands.qld.edu.au</a> <a href="mailto:mdenner@redlands.qld.edu.au">mdenner@redlands.qld.edu.au</a>
<b>Business Leadership Team</b> Technology Manager Maintenance Manager Finance Manager	Adam Butler Keith Morgan Lynne Muirhead	<a href="mailto:apbutler@redlands.qld.edu.au">apbutler@redlands.qld.edu.au</a> <a href="mailto:kmorgan@redlands.qld.edu.au">kmorgan@redlands.qld.edu.au</a> <a href="mailto:lmuirhead@redlands.qld.edu.au">lmuirhead@redlands.qld.edu.au</a>
<b>Educational Leadership Team</b> Deputy Head of Junior School Deputy Head of Middle School Students Deputy Head of Middle School Learning Deputy Head of Senior School Students Deputy Head of Senior School Learning Director of Mission & Formation Director of Performance Music & Events Director of Sport & Activities Director of Professional Practice	Robyn Press Jane Wildner Jenali Collier Rowan Evans Annamari Twomey Mike Shepherd Peter Handsworth Mark Grainger Dale Lopez	<a href="mailto:rpress@redlands.qld.edu.au">rpress@redlands.qld.edu.au</a> <a href="mailto:jwildner@redlands.qld.edu.au">jwildner@redlands.qld.edu.au</a> <a href="mailto:jcollier@redlands.qld.edu.au">jcollier@redlands.qld.edu.au</a> <a href="mailto:revans@redlands.qld.edu.au">revans@redlands.qld.edu.au</a> <a href="mailto:atwomey@redlands.qld.edu.au">atwomey@redlands.qld.edu.au</a> <a href="mailto:mshepherd@redlands.qld.edu.au">mshepherd@redlands.qld.edu.au</a> <a href="mailto:phandsworth@redlands.qld.edu.au">phandsworth@redlands.qld.edu.au</a> <a href="mailto:mgrainger@redlands.qld.edu.au">mgrainger@redlands.qld.edu.au</a> <a href="mailto:dlopez@redlands.qld.edu.au">dlopez@redlands.qld.edu.au</a>
<b>Academic Development Team</b> Dean of Mathematics Dean of English Acting Dean of Science Dean of Arts Dean of Humanities & Social Science Dean of Technologies Dean of Christian Studies Dean of Languages RTO Manager VET Coordinator Dean of Enrichment 6-12 Library Services Coordinator	Martin Zerk Leisha Bradshaw Louise van den Bosch Andrew Peachey Janelle Ivers Peter Cramb Joel Hughes Mariana Cedermas Inger Laws Jo Lindeman Michelle Burns Jane Peachey	<a href="mailto:mzerk@redlands.qld.edu.au">mzerk@redlands.qld.edu.au</a> <a href="mailto:lbradshaw@redlands.qld.edu.au">lbradshaw@redlands.qld.edu.au</a> <a href="mailto:mdenner@redlands.qld.edu.au">mdenner@redlands.qld.edu.au</a> <a href="mailto:apeachey@redlands.qld.edu.au">apeachey@redlands.qld.edu.au</a> <a href="mailto:jivers@redlands.qld.edu.au">jivers@redlands.qld.edu.au</a> <a href="mailto:pcramb@redlands.qld.edu.au">pcramb@redlands.qld.edu.au</a> <a href="mailto:jhughes@redlands.qld.edu.au">jhughes@redlands.qld.edu.au</a> <a href="mailto:mcedermas@redlands.qld.edu.au">mcedermas@redlands.qld.edu.au</a> <a href="mailto:ilaws@redlands.qld.edu.au">ilaws@redlands.qld.edu.au</a> <a href="mailto:jindeman@redlands.qld.edu.au">jindeman@redlands.qld.edu.au</a> <a href="mailto:mburns@redlands.qld.edu.au">mburns@redlands.qld.edu.au</a> <a href="mailto:jpeachey@redlands.qld.edu.au">jpeachey@redlands.qld.edu.au</a>
<b>Pastoral Development Team</b> Dean of Year 6 Dean of Year 7 Dean of Year 8 Dean of Year 9 Dean of Year 10 Dean of Year 11 Dean of Year 12 RTC Coordinator	Kirsty Hughes Stephanie Lim Jenny Burgess Jordan Paterson Fiona Mitchell Lucy Murphy Brent Arnold Steve Lowther	<a href="mailto:khughes@redlands.qld.edu.au">khughes@redlands.qld.edu.au</a> <a href="mailto:salim@redlands.qld.edu.au">salim@redlands.qld.edu.au</a> <a href="mailto:jburgess@redlands.qld.edu.au">jburgess@redlands.qld.edu.au</a> <a href="mailto:jpaterson@redlands.qld.edu.au">jpaterson@redlands.qld.edu.au</a> <a href="mailto:fmitchell@redlands.qld.edu.au">fmitchell@redlands.qld.edu.au</a> <a href="mailto:lkmurphy@redlands.qld.edu.au">lkmurphy@redlands.qld.edu.au</a> <a href="mailto:barnold@redlands.qld.edu.au">barnold@redlands.qld.edu.au</a> <a href="mailto:slowther@redlands.qld.edu.au">slowther@redlands.qld.edu.au</a>
<b>Co-curricular Development Team</b> P-5 Sport Coordinator 6-12 Sport Coordinator Sports Administrator Outdoor Education Coordinator	Chad Wooding Luke O'Sullivan Kerry Thomas Rachel Tattersall	<a href="mailto:cwooding@redlands.qld.edu.au">cwooding@redlands.qld.edu.au</a> <a href="mailto:losullivan@redlands.qld.edu.au">losullivan@redlands.qld.edu.au</a> <a href="mailto:kthomas@redlands.qld.edu.au">kthomas@redlands.qld.edu.au</a> <a href="mailto:rtattersall@redlands.qld.edu.au">rtattersall@redlands.qld.edu.au</a>



## ATTENDANCE AND ABSENCES

### College Hours

Junior School – 8:30am to 3:00pm

Middle & Senior Schools – 8:30am to 3:15pm

It is a requirement of the College that students attend all scheduled College days. Parents have a legal obligation in this regard.

Special College days such as sport carnivals and excursions are compulsory days. All students are expected to attend.

### Notifications by Parent

Late arrival, early departure and absences should be advised by 9:00am by one of the following methods.

Notification Method	Detail
Redlands Parent Lounge	Login to Parent Lounge via the College Website Portals <a href="#">Parent Lounge</a>
SMS	<b>0416 905 254</b> Messages should include the student's full name, year level/class and the reason.
Email	<a href="mailto:studentreception@redlands.qld.edu.au">studentreception@redlands.qld.edu.au</a> Include the student's full name, year level and the reason.
Note	Submit to Student Reception on arrival.

### Late Arrival

All students arriving late should report to Student Reception:

- **Junior School** students must be signed in at Student Reception by a parent.
- **Middle and Senior School** students arriving late (and parent has notified the College via Parent Lounge, SMS, Email or note) may sign themselves in at Student Reception and go to class.
- Middle and Senior School students who arrive late without a parent notification will be referred to the Responsible Thinking Classroom (RTC).

### Early Departure

All students leaving early need to sign out via Student Reception. Please send a notification as outlined above.

- **Junior and Middle School** students leaving early need to be collected from Student Reception by a parent/guardian.
- **Senior School** students leaving early may sign themselves out at Student Reception provided notification has been received from their parent.

### Absence

Parents are asked to contact the College before 9:00 am to advise of an absence using **one** of the above notification methods.

## Absence (greater than 3 days)

Parents are discouraged from withdrawing students to attend holidays or other activities during College hours. It has been observed that a student's learning suffers when parents withdraw students.

The College recognises that the decision to temporarily withdraw a student is a decision for the family. Such withdrawals are designated "parental permission" by the College.

Students withdrawn with parental permission will be assessed without the benefit of tests or assignments due during the time of absence. If there is insufficient information to determine a grade for a unit of work a grade of "No Result" (N/R) will be applied.

Notification Method	Detail
Email	Email the relevant Head of School advising of the absence: <a href="mailto:Head_of_Junior_School@redlands.qld.edu.au">Head_of_Junior_School@redlands.qld.edu.au</a> <a href="mailto:Head_of_Middle_School@redlands.qld.edu.au">Head_of_Middle_School@redlands.qld.edu.au</a> <a href="mailto:Head_of_Senior_School@redlands.qld.edu.au">Head_of_Senior_School@redlands.qld.edu.au</a>
	Email <a href="mailto:StudentReception@redlands.qld.edu.au">StudentReception@redlands.qld.edu.au</a> Emails should include the student's full name, year level and the reason for the absence

## WELLBEING@REDLANDS

### First Aid Centre

#### Opening Hours

8:00am – 3:15pm, Monday – Friday

The First Aid Centre is staffed by a First Aid Officer in order to take care of the day to day first aid requirements of the students on campus, as well as the management of the students' medical conditions while at school, and in collaboration with students' parents. Parents are encouraged to contact the First Aid Centre with any concerns with regards to their child's health which may impact on their schooling.

#### Are there any changes to your child's health?

**If your child has an ongoing medical condition, a new diagnosis, or specific health needs, please inform the First Aid Centre.** It is our privilege to care for your child while they are at school, and we are best placed to do this when we have your child's latest and fullest medical information. Therefore, parents and guardians are asked to inform the First Aid Centre of all changes to their child's health. Medical information can be updated by emailing [firstaid@redlands.qld.edu.au](mailto:firstaid@redlands.qld.edu.au), by phoning 3286 0222, via Parent Lounge, or by dropping in to the First Aid Centre for a chat with the First Aid Coordinator. If you are emailing your child's teacher to advise them of your child's health status, please copy [firstaid@redlands.qld.edu.au](mailto:firstaid@redlands.qld.edu.au) into your email. All medical information will be treated confidentially.



**Please scan the QR code for more information about Queensland Health exclusion periods**

#### What happens if my child needs medication while they are at school?

Students **are not** permitted to keep medication on their person or to administer any medication to other students. The only exceptions to this are EpiPens, diabetes medication and asthma medication.

- The First Aid Centre may administer paracetamol once parental permission has been given.
- All other medication, including migraine medication or period pain medication, should be kept at the First Aid Centre.
- Parents should provide the medication in the original labelled container clearly stating the student's name, name of medication, dose and time to be administered. It is also necessary to complete the [Request to Administer Medication Form](#). The medication and form must be handed to a First Aid Centre staff member.
- If your child is taking **Ritalin** or similar restricted medication, it must by law be stored and administered through the First Aid Centre.

#### Action Plans:

Parents whose child has anaphylaxis, asthma, diabetes or epilepsy are asked to provide the First Aid Centre with a current Action Plan every year. As the Action Plan is part of our permission and instruction procedure in case of illness, we need to have a current Action Plan for your child, even if there are not any changes to the plan. This is required for all students at school who have any of these medical conditions, and should be completed by your GP or Specialist at the start of every school year, or, in the case of anaphylaxis, every time your child's EpiPen is renewed.

## Counselling

Redlands College has a team of qualified and experienced counsellors providing support for students across Junior, Middle and Senior Schools. Counsellors work alongside students to help them overcome aspects such as anxiety, depression, self-image matters, anger management, family or relationship issues and much more. Dealing with a problem early often stops it from growing unnecessarily.

The counselling team partner with agencies and support systems in the community and can help with suggesting referrals for further professional assistance. External providers also partner with College and families to provide services and sessions (subject to availability and requests).

Students or parents can request an appointment with a counsellor or they may be referred at the suggestion of a teacher or friend. The referral form can be located via [Learning@Redlands](mailto:Learning@Redlands).

Details discussed in counselling are kept confidential unless they are of a serious nature which requires reporting.

## Chaplaincy and Christian Formation

The College has a vibrant and robust chaplaincy staff. The chaplaincy team works with students and helps them in:

- settling in
- establishing and maintaining relationships
- providing a listening ear
- transitions in their lives
- decision making processes and rational thinking
- fostering thankfulness and a focus on what is good by directing attention first to our gifts and then to the Giver of the gifts.

Students who wish to see a chaplain should make an appointment by emailing [wellbeing@redlands.qld.edu.au](mailto:wellbeing@redlands.qld.edu.au) or enquiring at Student Reception.

## Spiritual Formation

Our aim is for students to connect with God in every area of their lives. Students undertake Bible Study and Christian Living classes in which they develop a greater understanding of the Bible, its structure, how to study it, and its application to their lives. Christian fellowship groups, e.g. RIZN, meet at lunchtimes, as advised, for those who wish to become involved. A range of activities, Bible studies and prayer meetings are organised for students.

## Junior School

Junior School Assemblies occur weekly and feature a devotion with singing and praying. Parents are invited. Each Junior School class participates in daily devotions involving worship songs, Bible reading and prayer. There is also an Investigators Club for students seeking to know more about God.

## Chapels

Middle and Senior School students have weekly chapels. The focus is on fellowship and devotions and worship. Regular worship services are scheduled within year levels, the sub-schools and the whole College.

## Bullying and Harassment

Bullying is not acceptable at Redlands College and when it is identified, action will be taken. When a student feels that they are being bullied they should report it to the College through our online system Stymie.

Stymie is an online bullying alert system which allows students, parents or other members of the community to anonymously report someone or something they are concerned about. It's simple to make a stymie notification by going to [www.stymie.com.au](http://www.stymie.com.au). Reports are completely anonymous and are followed up promptly by key members of staff.

Reports of bullying can also be made to a teacher, a Year Level Dean, chaplaincy staff, a Deputy Head, a Head of School or can be emailed through to:

- [helpline@redlands.qld.edu.au](mailto:helpline@redlands.qld.edu.au) where the incoming email is anonymous.

Bullying may be defined as a student being exposed, repeatedly and over time, to intentional injury or discomfort inflicted by one or more other students. This may include physical contact, verbal assault, making obscene gestures or facial expressions, and intentionally excluding the student.

Anyone who is bullied or who witnesses bullying should report it promptly. Bullying can be greatly reduced if the College community works together to prevent it.

## Child Protection

The following extract is from the full [Child Protection Policy](#) available from the College website.

Every student has the right to feel safe and free from harm while at Redlands College. We expect you to respect your teachers and other students and we expect that you will receive the same respect in return.

You should never allow yourself to feel unsafe without reporting it to someone you trust.

- 1. Who should I tell if I am not feeling safe at College or at home?**

Anyone on staff. If you do not feel like talking to a member of staff you may like to write him or her a letter.

- 2. What will happen if I report what is happening to a member of staff?**

If the concern is worrying you but not causing you immediate harm, then the member of staff will discuss with you ways to solve your problem. If the concern is serious and the member of staff believes that you are being harmed or in danger of being harmed, he or she will report it to the Principal or his delegate.

- 3. What if I don't want the member of staff to tell the Principal?**

The member of staff will try to keep your concerns confidential, as much as possible. However, if the member of staff is aware or reasonably suspects that harm has been caused by anyone to a student of the College then the law says that the matter must be reported to the Principal or his delegate and it may have to be reported to the Police. If the staff member has no choice about reporting what you have told them, he or she will explain to you exactly what will happen next.

Remember, the most important thing is that you feel safe and free from harm. You must tell someone if you are being harmed or afraid that you will be harmed.





# REDLANDS COLLEGE FOUNDATION STONES

## Our Mission

To foster a Christ-centred school community which, through the co-operation of staff, students and their families, provides for students from across the community spectrum, a quality education which values respect for the individual, a commitment to excellence in all endeavours and the desire to develop one's God-given abilities.

*Inspiring*

## Our View of the Learner

Unique  
Creative  
Curious  
Relational

*Directing*

## Our Learning Model

Learning that is **Centred** upon a Christian worldview, **global** in its perspective, **intentional** in its pursuits and **relational** in its approach.

*Enhanced  
by*

*Driving*

## Our Strategy

**To Form and Educate**  
Life @ Redlands  
&  
Learning @ Redlands

## Our Structure

Junior School: **Find**

Middle School: **Explore**

Senior School: **Grow**

*Culminating  
in*

## Our Vision to See

A Christ centred learning  
community inspiring

**Curious Minds  
Loving Hearts  
Serving Hands  
Purposeful Lives**

## Teaching and Learning Framework

Our **Vision for Learning** is a unified set of values and beliefs about the learner, learning, teacher and teaching, which facilitate the creation of a highly effective learning culture and environment. This culture creates an intentional shared understanding which links together whole school vision and improvement plans, with high-quality classroom practice.

### What we Believe

- We believe that **everyone** can learn.
- We believe learning is a **lifelong process** of discovery.
- We believe learning can be characterised by **curiosity, determination, creativity** and **imagination**.
- We believe learning is **challenging**, best achieved in **community**, leading to **transformation**.
- We believe learning is **relational** – a partnership between students, teachers, parents and community.
- We believe our most important relationship is with **God** which draws us to reflect His image and participate in His redemptive work in the world, for the flourishing of all humanity.
- We believe the pursuit of learning is not solely premised on developing competency of knowledge, but engagement with the broader perspective of developing an appreciation of the expressiveness of literature, the logic of mathematics, the inquiring nature of science, the social awareness of humanities, the joy of music, the beauty of the arts, the energy of sport and the creativity of technologies.

### Our Teaching

We commit to ensuring our pedagogical practices equip students to learn how to learn, by developing effective ways of knowing, ways of thinking and ways of engaging, to be positive contributors to the common good in an uncertain future

- Christ-centred: We acknowledge the centrality of Christ and encompassing nature of God's truth in all learning
- Global: We invite students to form global connections, and develop as active global citizens
- Intentional: We develop age and stage appropriate, integrated thinking processes, sequential curriculum and frameworks for learning.
- Relational: We foster belonging, connectedness and relationships as we form both heart and mind
- Challenging: We challenge students to embrace a growth mindset in the safety of a supportive environment
- Research Based: We seek best practice, informed by research, data, collaboration and educational innovations
- Innovative: We deliver dynamic, engaging, challenging and relatable learning experiences.
- Purposeful: We encourage students to be active contributors to society for the flourishing of all humanity
- High Expectations: We expect all students to pursue their best outcome, utilising all their talents and demonstrating grit in their learning.

### Our Teachers

We recognise the quality of teachers' pedagogical practice and their capacity for life-long learning, has a direct and significant impact on student learning experiences and outcomes. Teachers are designers of learning experiences who:

- Have a transformative Christian faith which provides the purpose and context for their vocation as educators

- Have a passion to teach, relationally engage with students and invite them to strive for excellence
- Inspire students to wonder and to embrace curiosity as the lifeblood of learning
- Are professional educators, informed by research, data and experience, dedicated to continual improvement

### **Our Students**

We acknowledge the importance of students actively engaging in the learning process, as a pre-requisite to learning.

- Regularly attend class, with the necessary tools for learning, prepared to actively engage and contribute
- Embrace respect, discipline and values-based character to ensure learning is productive for each student
- Reflect the Redlands Way
  - Creative and resilient (minds)
  - Joyful and compassionate (hearts)
  - Courageous and loyal (hands)
  - Honest and resourceful (lives)

### **Our Learning Environment**

We recognise that the learning environment can powerfully influence engagement levels and learning outcomes.

- Is safe, inviting, engaging, positive, respectful and designed to inspire a curiosity for learning
- Is flexible, allowing for individual and collaborative activity, innovative practices and consolidation
- Hospitality is an integrating device and an expression of care and compassion for all community members

### **Our Learning Model**

The Redlands College Teaching and Learning Framework highlights what quality teaching looks like. Through a common language, the Framework promotes professional discussion and encourages teachers to continually improve their practice.

The three domains are elements of one complete model of teaching rather than separate, self-contained components.

The Model:

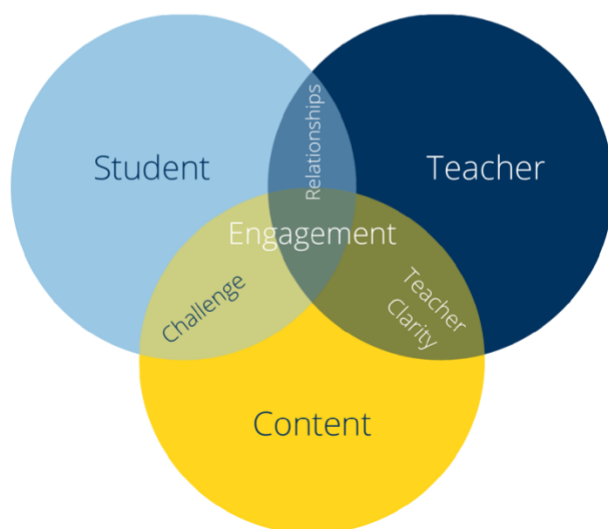
- Is focused on teacher practice as the main contributor to improved student learning outcomes and engagement
- Has a common language, that promotes professional discussion and encourages teachers to continually improve their practice
- Is improvement-focused to assist teachers with their professional learning, including designing their Professional Learning goals
- Is adaptive and can be modified to fit specific school and subject contexts
- Is contextual so that teachers can find space for it in a variety of learning contexts

# Redlands College Teaching and Learning Framework

Elements of Invitational Education



## Engagement by Design



## Learning Experience Sequence



## Learning@Redlands (Schoolbox)

Learning@Redlands is a secure online Virtual Learning Environment (VLE) designed to connect teachers, students and parents together within a personalised learning environment. It is used by teachers to share learning and resources with students, manage documents and assessment submissions, communicate with students and parents, and share ideas with students and colleagues. In Learning@Redlands teachers can share and collect assignments, set up collaborative groups, share resources, monitor students' workload, view due work, have collaborative discussions and mark assessments online. Teachers also use the News to post reminders, give information about events and communicate with students, teachers, parents and specific groups of people.

Students can communicate with teachers, manage their workload and develop a support system through Learning@Redlands. They can access work and resources used in classes as well as have discussions and ask questions of their peers. The online assignments allow students to complete, submit, review marks and read teachers' comments. Students can develop their own ePortfolio where they can store and showcase their work, awards, individual style and achievements. Students are able to join groups and collaborate with different individuals. With Learning@Redlands, they can effectively manage their workload and enjoy an enhanced learning experience. Students are expected to check their News daily.

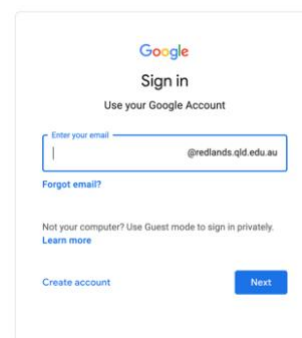
Learning@Redlands allows parents to be invested in their student's learning. They are able to access the student's class pages, view their Due Work, see submissions and results of assignments and see their ePortfolio. The News is also an important tool for parents to stay up to date with information relating to their child.



Learning@Redlands is hosted on the platform Schoolbox.

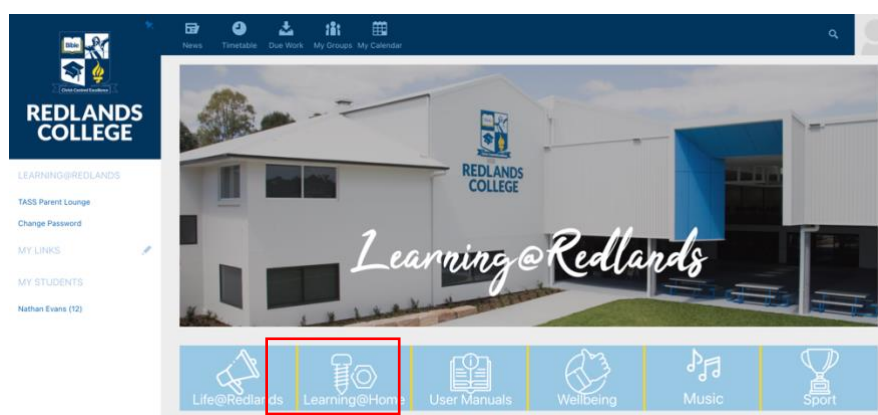
### Login to the Learning@Redlands (Schoolbox)

1. Open any web browser window on any device.
2. In the browser's address field, enter:  
<https://learn.redlands.qld.edu.au/>
3. Log in using Google Single Sign on. This will use your school email and password.
4. Click Next.
5. The Learning@Redlands Dashboard page appears.



### More information and User Guides

To find more information and access User Guides on specific functions, log in to Learning@Redlands and select 'User Guides' on the front-page dashboard.

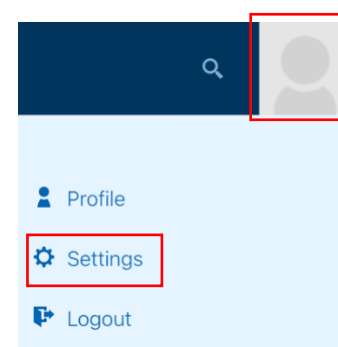


### Managing Notifications in Learning@Redlands

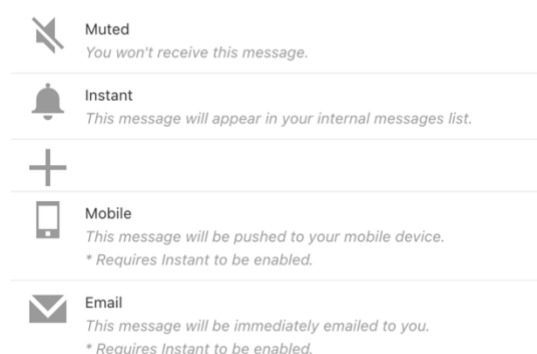
You can manage the notifications you receive from Learning@Redlands by opening Settings.

First select the grey image of a profile and then select Settings.

In this setting screen you can browse through the different Learning@Redlands actions/events and choose how you would like to be notified. The College have set up some default notifications settings, but you can change these to suit.



#### MESSAGE DELIVERY OPTIONS



The image on the left shows some of the different options you can choose for how you are notified. Notifications via Mobile will require you to have downloaded the Redlands College App.



## Junior School Overview

At Redlands College, we plan, teach, assess and report on the:

Australian Curriculum Prep to Year 5 <http://www.australiancurriculum.edu.au>

- English
- Mathematics
- History and Social Sciences (HASS)
- Science
- Technologies

Specialist teachers provide lessons for Prep to Year 5 in the areas of:

- Health and Physical Education (HPE)
- Music
- Visual Art
- Languages – Spanish

Our teachers engage in a rigorous planning process each term to develop a shared understanding of the alignment between the curriculum intent, assessment, teaching and learning sequence, and reporting. Our Redlands College Prep to Year 5 Junior School Curriculum & Assessment Plan ensures a cohesive progression and sequence of learning. Our students are exposed to a wide variety of learning opportunities through each of the learning areas across all year levels. We also provide many opportunities for students to be involved in a range of additional curriculum offerings.

## Middle School Overview

Middle School (from Years 6 to 9) is a key transition period for our adolescent students. We ensure their personal and academic needs are nurtured at this critical time in preparing them for the next stage of their learning journey. We truly believe that when teachers and students enable meaningful relationships to form, that encouragement and inspiration fosters a culture of learning.

In Years 6 and 7, students are required to undertake a range of compulsory subjects using the Australian Curriculum. These subjects enable them to gain grounding in essential areas and experience the variety of elective subjects the College offers in later years.

### Compulsory subjects include:

- English
- Mathematics
- History and Social Science
- Science
- Technologies
- Health
- Languages
- Arts

In Years 8 and 9, students can select from a wide offering of specialist elective subjects. This helps them explore options in preparation for Senior School. Students will have a 'home teacher' for a number of subjects, supported by an increasing range of teachers for more specialised subjects. Students have an opportunity to participate in co-curricular programs, as well as core PE classes and camps.

## Senior School Overview

Senior School (Years 10 to 12) provides an extensive array of subjects while balancing rigorous foundation learning with opportunities for each individual to explore and develop their unique gifts and talents.

As a College we recognise that each student is on a unique learning pathway. We offer an excellent academic education while also providing outstanding vocational training opportunities. Students can focus on gaining tertiary entry through an Australian Tertiary Admissions Rank (ATAR), devote themselves entirely to Vocational Education and Training (VET) or pick a combination of both. Our dedicated Pathway Advisor meets with our students and families to support students in identifying their most suitable learning pathway.

### 3 Pathways

- ATAR: tertiary entry
- VET: courses, certificates, apprenticeships and jobs
- Combination of ATAR & VET: Choices in either tertiary, apprenticeship or employment

As a Registered Training Organisation (RTO) we have the ability to offer a range of vocational opportunities within the College. To further enhance the opportunities for our students we have partnered with a number of other training organisations and employers. Students undertaking a vocational pathway have the flexibility to study core subjects and undertake additional courses and certificates appropriate to their interests and abilities.

Students can also undertake our ACCESS program to commence engagement in University, TAFE, Sporting Academies, Extension programs or Certificate courses.

## Academic Reports

All students receive regular academic reports at the conclusion of:

- Prep – Year 9: Term 2 and Term 4
- Years 10 – 12: Term 1 and Term 3

## Parent / Teacher Interviews

Parent/Teacher interviews are held early in Term 2 and Term 3.

These are designed for parents to learn about the work that students are undertaking and to discuss the student's progress.

Parents may also arrange for interviews at any time during the year by making an appointment to see the relevant teacher or teachers. The Principal, Heads of School and other staff are also available and willing to see parents. Parents are encouraged to contact the College whenever difficulties arise.

## Academic Tutoring

### Hours of Operation

3:30pm – 5:00pm, Monday – Thursday (weeks 2 – 9)

Tutors are available to all Middle and Senior School students, upstairs in the College Heart building. Students can utilise this free service for assistance with homework, assignments, and general organisation or simply as a supervised space to work independently after school hours.

## Library

### Opening Hours

- 7:30am – 5:00pm, Monday – Thursday
- 7:30am to 4:00pm, Friday

Follow us on:



[@redlandscollegelibrary](https://www.facebook.com/redlandscollegelibrary)



[redlandscollegelibrary](https://www.instagram.com/redlandscollegelibrary)

Redlands College Library promotes a love of reading through positive interaction with a wide range of fiction and non-fiction resources. Our reading culture is enhanced through events such as author/illustrator visits, Book Week, Readers' Cup, Accelerated Reader quizzes and Book Fair. Students and families are encouraged to take advantage of our extensive collection by borrowing as frequently as they wish from both our physical and digital collections.

During lunchtimes students can enjoy reading, playing board games, creating craft, studying, working on projects with other students or watching the latest video of interest. Middle and Senior School students are allowed to eat on the tiered seating area, at the tables in the main open area or on the balcony areas in the College Heart.

Information skills, digital literacy, engagement with quality literature and building of independent reading skills are scaffolded for students through targeted teaching strategies based on current curriculum.

Middle and Senior School classes are strategically supported according to teacher requests. Library staff create assignment help pages, guide students in research and citation skills, can be booked for individual student support and provide reader advisory services.

A section specifically for parents is located opposite the circulation desk. All parents are very welcome to join our book club which meets once a term. For details email [jpeachey@redlands.qld.edu.au](mailto:jpeachey@redlands.qld.edu.au) or see the news section of [Learning@Redlands](#).

### Library Website

Our library website, [redlandscollege.libguides.com/library](https://redlandscollege.libguides.com/library), provides a broad digital platform of support services. Please explore the website to find assignment help, pages for specific assessment items, the library catalogue, writing and research tips, access to databases, resources about great reads, literary competitions, library events, parent resources, online safety and much more. Our catalogue is accessible at all times through our library website. Students may login using their B0 number and their college password to check their current loans and renew items.

### Membership with Associated Libraries

Membership of Redland City Council Libraries allows borrowing of physical resources as well as access to high quality online resources such as databases, e-books, audio e-books, encyclopaedias and reference materials as well as other recreational resources.

It is in the best interests of students in all year levels to have a current membership with Redland City Libraries. Students are still eligible for membership even if they live outside of Redland City. All information regarding joining is available from [Redland City Libraries](#).

### State Library of Queensland

Students gain the advantage of access to further detailed, high-level databases available only to members of State Library of Queensland. Please use this URL to join online:

<http://www.slq.qld.gov.au/services/membership/how-to-join>

- Senior School students are expected to join the State Library of Queensland.
- Middle School students may also benefit if they choose to join.

## Teaching Materials

The selection of suitable teaching materials is the responsibility of the Dean of Academic Department who has oversight of the subject. Materials are chosen after much careful thought, weighing the requirements of the curriculum, the maturity of the students, the College mission and the requirements of a Christian education.

From time to time, parents may disagree with the judgement made in selection of material. If this occurs the parent is encouraged to approach the relevant Academic Dean directly via email. If after discussing concerns, the parent remains dissatisfied with the inclusion of the material in the teaching program, the Deputy Head of Learning should be contacted and a formal application for the review of resources completed.

## Technology

### The Role of Technology

Technology is used in the community as a tool to aid in many areas of communication, work and leisure. Students are taught to use technology to enhance learning and to simulate situations found in the work-place.

The College provides class sets of iPads from Prep to Year 5. Parents of students in Year 6 to Year 9 supply an iPad as standard school equipment. Students in Years 10-12 use either an iPad or laptop as their core piece of technology. Minimum specifications may be found on the [Redlands College website](#).

Wireless connection is available for use throughout the College. Students are expected to bring their core technology to all classes unless directed by the teacher. Technology is to be charged and able to be used for all classes.

Our goal is to empower our students to fulfill God's purpose for their lives. We want to enable them so that they can change the world. We help them to discover their talents. We teach them to develop and use those talents. We enable them to take a place in our society. We equip them with their attitudes and skills to be leaders in their fields and to honour God in both what they do and the way they do it. We teach them to think and to know and understand God and the gospel.

### Improving Teaching and Learning

In order to achieve this goal, the College attempts to use facilities that provide more diverse, deeply engaging learning opportunities matched to each student's needs. In recent years, particularly through the use of iPads, we have found that ICT-enabled teaching and learning allows for more active engagement in learning. Activities and styles of engagement previously impossible or difficult to achieve are now readily attainable. New learning opportunities are being discovered.

For example, iPads allow:

- the use of specific apps to support specific needs
- self-paced and/or self-directed learning
- engagement in learning a more diverse range of places
- a wider range of ways to demonstrate learning.

### **Senior School - BYOD**

Over the last three years, there has been an increasing trend of students bringing a laptop to school within the Senior School. While the iPad fulfils the needs of Junior and Middle School students, laptops have become a popular choice amongst Senior School students due to the improved ease of extended word processing and dual screen functions.

Our purpose for asking students to bring their own device is to provide additional ways to support development of their God-given gifts and talents via deeply engaged learning that simultaneously promotes strengths, helps to improve areas of weaknesses, and facilitates opportunities to discover new or latent talents.

It should be noted that while ICT facilitated learning will be a significant focus at Redlands College, support for the emotional, physical, social and spiritual growth of our students remains important in our community.

For more information refer to the [Redlands College Website](#)

### **Technology - College Support**

IT Support: 8:00am – 4:00pm, Monday – Friday (Term Time)

IT Support Voicemail: 07 3286 0502

In support of appropriate student use of information and communication technologies (ICT), the College will:

- Assist students to understand and demonstrate appropriate behaviour and positive digital citizenship.
- Provide:
  - in-class storage (Junior School) or lockers (Middle and Senior School) for iPads when not in use.
  - an email account to support communication
  - controlled or filtered internet connection
  - storage for files on the school network
  - a log of internet access.
- Files saved on the school network are part of our back-up regime.

In the case of inappropriate or unacceptable use:

- The College will respond in accordance with our rules, policies and procedures.
- The accounts of users may be suspended.
- Appropriate law enforcement agencies and Government authorities may be notified.
- IT Support staff will address problems encountered in one working day, if possible. In the case of a major intrusion or misappropriation of our facilities, services may be suspended to protect privacy, and re-establish security. Implications of such action for College educative and business processes will be addressed as required by the Executive team with support from the IT Manager.

Information about our iPad program, along with support and advice, can be found on our [iPad portal](#).



## Digital Citizenship

Redlands College aims to provide opportunities and support for our students to learn to become positive digital citizens. The following is a document of understanding for students.

### Students' Digital Citizenship Understanding

As a student, I will, in my actions and behaviour demonstrate:

#### **Respect for God.** This includes...

I am God's creation. I will conduct myself, treat others and use information and communication technologies (ICT) in a manner that celebrates His creation.

(1 Peter 1:15-16 states, *"But just as he who called you is holy, so be holy in all you do; for it is written: 'Be holy, because I am holy'"* (NIV)).

#### **Respect for myself.** I will ...

- show that I am God's creation, online.
- leave a positive digital footprint.
- be honest and trustworthy.
- think of consequences before I communicate.
- use appropriate language.
- keep my personal details private.
- protect my password(s).
- seek the support of a trusted adult who I know personally if I experience problems or feel uncomfortable online.
- use the tools available to me for learning.
- keep my iPad/laptop updated and charged so that it is ready for use at school.
- securely store my iPad/laptop.
- backup my iPad/laptop.
- keep up-to-date with information sent to me.

#### **Respect for others.** I will ...

- show God's love for others, online.
- treat others how I want to be treated.
- not bully or tease.
- respect the privacy and personal details of others.
- ask permission before capturing, editing or publishing/sharing images, video, audio and work of others.
- talk face to face with the person with whom I have a problem in a respectful manner.
- respect the efforts of other people to support the learning and behaviour of all students.
- allow staff to access and handle my personal technology to assist me and support appropriate use and behaviour.

#### **Responsible and lawful behaviour.** I will ...

- respect all laws and the legal rights of others.
- behave in accordance with the rules, policies and procedures of Redlands College.
- behave in accordance with my responsibilities to my family.
- accept responsibility for my actions.

I accept that if any action of mine contravenes this agreement, the College ethos, or state and federal laws, the College will respond appropriately and in accordance with school procedures.

I acknowledge that the consequences of inappropriate behaviour and iPad / ICT use may include one or more of the following:

- referral to the Responsible Thinking Classroom
- instruction to delete inappropriate apps or content
- confiscation of my personal technology
- blocking or restriction of Internet and network access
- detentions or suspension at school or home
- termination of enrolment
- notification of my actions to Police and/or the relevant authorities.

**The following staff will address problems that arise:**

- Teachers
- Deans of Year Levels
- Deputy Head of Junior School; Deputy Head of Students (Middle & Senior School)
- Head of School
- Principal

## Personal Electronic Devices

### **Definition: Personal Electronic Device**

*Includes all types of mobile and smart phones, smart watches and fitness trackers with communication capabilities, laptops, tablets, cameras and video recorders, hand-held game devices, music devices, eBook readers, other palm and handheld devices and other equipment, as determined by the College, and owned by students.*

One of the greatest threats to our technology driven learning environment is mobile phones due to their capacity to provide unfiltered internet access. We understand many parents, as is their prerogative, would like their child to have a mobile for safety reasons. Please note however, they do not require them during the school day. Communication with parents can be both made and received via Student Reception.

The College does not require students to have devices or phones at school. Mobile devices with data create the capacity for students to access inappropriate internet sites, programs or social media without using the College network thereby circumventing the filters and protection offered on the College network. Students are then able to use the device as a hotspot and have unfiltered access on their iPads/laptops.

### **Junior School**

We understand that some parents prefer their children to carry a personal electronic device for security purposes, such as the student catches the bus or train home. Junior School students who bring a personal electronic device to school must hand it into Student Reception by 8:30am, and collect it after 3:00pm. This helps avoid devices being broken, stolen or used inappropriately.

### **Middle School**

Students will be required to store personal electronic devices in their locker, from their arrival at the College until 3:15pm.

### **Senior School**

Senior School students will be required to store their personal electronic device in their locker, from their arrival at the College until 3:15pm, with the exception of smart watches and fitness trackers. Senior students are permitted to send a text message on their personal electronic device, while they are at their locker during a break (before school or during morning tea / lunch).

## Headphones

Students are not permitted to listen to music on their personal electronic device while at the College. Students may be permitted to use their headphones when directed by a teacher in an academic class in order to complete a class activity. Students who are in an unsupervised study hall period are not permitted to use headphones.

The full [Acceptable Use of Personal Electronic Devices Policy](#) is available from the College website.

# How do we live Life @ Redlands?

**As part of the Redlands College community we show**

## **Respect for God by:**

- Honouring God in our words and actions
- Doing what is right, making the right choices- even when it is hard, when nobody is looking and when everyone is looking
- Using and developing our gifts, talents and skills to make the world a better place
- Acting justly, loving mercy and showing humility (Micah 6:8)

## **Respect for Others by:**

- Honouring others in our words and actions
- Being kind, truthful & generous in what we say and do
- Accepting and appreciating others, their uniqueness, their gifts and their right to learn
- Remembering our actions

## **Respect for Yourself by:**

- Honouring our self in our words and actions
- Acting with integrity and giving the best effort we can in all circumstances
- Making good choices about how we use our time, our words and our talents
- Wearing our uniform correctly with pride at all times

## **Respect for Property by:**

- Taking responsibility for looking after facilities and materials
- Keeping resources clean, usable and in good condition
- Looking after our environment and helping keep it clean
- Appreciating what we do have and taking appropriate care

## Guiding Principles for a Christ-centred Learning Community

### Respect for God

In all aspects of a student's life, they should be seeking to glorify God who made them and to develop a relationship with Him.

### Respect for Yourself

Students cannot respect others if they do not first respect themselves, their body, their mind, their possessions and their surroundings. It is important that students develop a satisfactory balance between sleep and wakefulness; among academic, leisure and physical activities; between planned and free time. A respect for yourself may be demonstrated outwardly by the following:

1. In both language and conduct a student's manner must not be offensive to others.
2. Students must complete set homework and work diligently in class in order to facilitate their learning.
3. The College uniform must be worn correctly and kept neat and clean.
4. Hair must comply with the College expectations at all times.
5. Students may not sit on port racks, railings or lockers nor may they climb onto roofs or other parts of buildings, walkways or fences.
6. Students may not be in possession of tobacco or vapes, at the College or at College functions, nor going to or from the College.
7. Students are not permitted to be in possession of alcohol products on the College premises, or at College activities, or in any public place.
8. Possession of drugs, narcotics and hallucinogens is absolutely forbidden. This is illegal and strict action will be taken by the College in the event of a breach.
9. Students who smoke, consume alcohol and/or illegal substances at any event where they are identified as a student of Redlands College may have their enrolment terminated.

### Respect for Others

Besides respecting themselves, it is important that students show respect for other people - their parents, teachers, fellow students and students from other schools. This includes, among other things:

1. Extending due courtesy to all staff by addressing them by their title and name.
2. Offering help and guidance to visitors to the College.
3. Standing for adults on public transport.
4. Keeping their voice and conversation, in public, to a tone and to topics which are acceptable to others around them.
5. Walking - not running, on verandas and walkways.
6. Avoiding and preventing bullying and rough play.
7. Reporting, at once to the nearest teacher, any accident or damage involving themselves or other students.
8. Courteously, and with good will, obeying instructions given by staff, College captains and senior student leaders.
9. Working quietly in class so as not to disrupt the learning of others.
10. Avoiding physical displays of affection.



## Respect for Property

Buildings, furniture and equipment in the College are expensive to provide and maintain. They are provided for the benefit of the students. Money spent repairing damaged property cannot be used to provide new equipment.

1. Students are not to interfere with or remove any property belonging to others or to the College.
2. Students should mark all clothing and other belongings with their name, and leave them in their bag or locker when not in use.
3. Large sums of money should not be brought to the College. Valuables which for some reason must be brought to the College should be left at Student Reception in College Heart. During sport or other such activities valuables should be left with a responsible person, student reception or in a locker.
4. Students are required to have a Redlands College bag marked with their name and class or telephone number. The bag must be free of all graffiti.
5. All bags must be secured in a locker.
6. All school equipment must be free of all graffiti.
7. Students must place their litter in a bin and are expected to pick up any litter in the College and place it in a bin.
8. Chewing gum is not permitted on College property or at College activities. Students found with gum will be referred to the RTC and will be required to clean gum off pathways and furniture using equipment provided.
9. Dangerous objects - knives, matches, lighters, vapes, shanghais, etc. - are not to be brought to the College.
10. Sports equipment must be used properly and must be returned at the end of the session.
11. Bicycles must be left in the designated rack. The area around bike racks is only to be accessed before and after College.

## Uniforms

### Policy Statement

When students wear the uniform correctly, it reflects pride in Redlands College, leading to a positive school culture and spirit. The way the uniform is worn is not only reflective of the individual student, but the College as a whole. All students are required to adhere to the College dress code by wearing the uniform correctly and in its entirety, not only while at school, but on the way to and from school and at any time the uniform is worn.

Students who are unable to meet the College uniform expectations will be referred to their Dean of Year or Deputy. More serious issues may be referred to the Head of School or Principal.

### General Expectations

Students are expected to wear their uniform neatly and as it was designed to be worn. Students are responsible for ensuring that it is appropriate in its size, condition and presentation at all times.

### Hair

- All students must ensure that their hair is characterised as conservative and not exaggerated in cut, colour or style. The hair should be the student's natural colour.
- No part of the hair should be 'undercut' or shorter than a number 3 blade shave.
- The standard for male haircuts is a 'business cut', with fringes no longer than to the eyebrows, hair trimmed above the collar and trimmed around the ears. Hair must be neatly brushed.
- Male students must be clean-shaven with sideburns no longer than to the ear lobe.

- Female students with hair longer than the bottom of the collar must have their hair tied up with a College ribbon or scrunchie and neatly brushed. Loose hair must be neatly pinned with brown, navy or yellow hair pins or small clips.
- Hair must be tied so that the College hat fits properly.

### **Appearance, Jewellery and Accessories**

- All students may wear a wrist watch with the exception of smart watches and fitness trackers, which are permissible for Senior School students only.
- Bands (including hair bands) may not be worn on the wrist.
- Female students may wear one pair of earrings in the lower ear-lobe. Earrings may either be studs (<5mm) or sleepers. Other piercings (including clear plastic) are not permitted. Male students are not permitted piercings. No other jewellery is permitted.
- Students are to come to school as their natural selves, free from any cosmetics and makeup. False eyelashes and false nails and nail polish are not appropriate for school.
- Students may wear a clear, transparent moisturiser/sunscreen and/or a medicated spot/blemish concealer/treatment. No other creams or tinted products are to be used.
- Hats that have holes, are damaged, dirty or have writing or other markings on them, must be cleaned, repaired or replaced.
- Hats must be worn when students are travelling to and from school, to PC Class and Assemblies before and after school and during break times when students are moving around outside or sitting in the sun.
- During break times students who are participating in a sport activity on the oval may wear their sports hat.
- All students are to use a College school bag, with the exception of a laptop bag.
- Undergarments should not be visible.

### **Shoes**

#### **Formal Shoes**

- Students are to wear plain black, lace up, polished leather conservative style school shoes with standard heels.
- Prep and Year 1 students are permitted Velcro fasteners on both formal and sports shoes.

#### **Sports Shoes**

- Sports shoes must provide good support to the foot and have non-marking soles (with no cleats).
- Canvas shoes (such as Vans, Volleys or Converse) are not acceptable.

### **Formal Uniform**

Students are expected to wear their formal uniform neatly and in its entirety as designed to be worn.

#### **Male Students**

- A plain black leather belt with a plain silver buckle as provided by the Uniform shop is to be worn at all times.
- Dress shirts are to be tucked in at all times.
- When wearing shorts students must wear the College long socks which are pulled up and reach to below the knee.
- The College tie must be worn during Terms 2 and 3 and the top shirt button must be fastened.
- Seniors are to wear long trousers in Terms 2 and 3 as well as when they are wearing a blazer. Navy socks are to be worn with long trousers.

### Female Students

- Formal skirts must be worn above the hips and must entirely cover the knees when standing.
- Dress uniform socks and/or plain skin toned or navy stockings as supplied by the Uniform Shop are to be worn.
- The female College tie must be worn and the top shirt button must be fastened.

### Blazers

Blazers are to be worn with the dress uniform.

- Senior School male students must wear long trousers and ties with the blazer.
- All Year 10, 11 and 12 students must wear a blazer to and from school during Terms 2 and 3
- Blazers are optional during Terms 1 and 4.
- Junior and Middle School students do not wear blazers except for special occasions determined by the Principal or respective Heads of School. Students will be provided with a blazer for these occasions.
- Senior School students will be required to wear their blazer during the year for a number of external and internal events. Examples of these include (but are not limited to) awards presentations, excursions and official school photos. Students will be advised of these events by their teacher or Dean of Year.
- It is optional for students to wear their blazer to class and during breaks.
- It is recommended that students store their blazer in their locker if they choose not to wear it.
- Senior School leaders must have their position embroidered on the blazer pocket, under the Redlands College Crest. The cost of embroidering the leader's positions will be met by Redlands College.
- Badges may be worn on the blazer and must be worn on the left lapel.

### Sports Uniform

- Students are expected to wear their sports uniform neatly and in its entirety.
- Girls may choose to wear the Redlands College sports shorts or sports skirt which must be loose fitting and not shorter than the mid-thigh.
- The College tracksuit is only to be worn with the sports uniform.
- Redlands College sports socks are required to be worn by all students.
- Team jerseys and attire including volleyball shorts, jumpers and other specialist sporting attire are not part of the sports uniform and are to be worn only when students are involved in their specialist sport activity.
- The House shirt is compulsory on inter-house competition and sport carnival days. The House shirt is to be worn with the sports uniform short/skort. Carnivals include, but are not limited to, swimming, track and field and cross-country.
- No part of the sport uniform is to be worn with the formal uniform.

### Middle School

Middle School students are required to wear their sports uniform for the entirety of the day on their designated school sport day and for their scheduled practical health lesson day as informed by the Head of School at the beginning of each year or with timetable changes.

- Please note, this does not apply to HPE classes. Students who have elected to do HPE have opted to undertake a specialist program. Part of this program involves a high integration between practical work and theory and the need for students to be prepared for that flexibility.
- Unless a student's HPE class is scheduled for one of the days allocated for wearing the sports uniform, they will need to change for HPE lessons.

**Senior School**

- Year 12 students are only permitted to wear their Year 12 jersey with the sports uniform.
- Senior Students have the option of purchasing a College cap to be worn with the sports uniform. It is to be worn neatly and correctly (facing forward).

As a general rule Senior Students may wear their sports uniform only when they are actively engaged in sport.

- Students undertaking Physical Education in Years 10 to 12 must come to and from school in their dress uniform and get changed into sport uniform for their lesson.

Students are required to wear their sport uniform for the full day when their whole cohort is timetabled to participate in Sport, Access or practical Health activities. This includes:

- Year 10 students are required to wear their sport uniform on the day they are timetabled for a practical Health lesson.
- Students in Years 10 - 12 are required to wear their sport uniform on a Wednesday as they participate in the Access program.
- Senior School students may be required to wear their sport uniform during the year for special school or cohort activities.

**Dress Standards for Free Dress, Camps and Similar Events**

The following standards are a minimum requirement:

- Clothing is not to display slogans, designs or words which are offensive or which advertise heavy metal rock groups, which display skulls or pagan gods or other designs which conflict with Christian values.
- Clothing is not to be see-through.
- Students must have their body appropriately covered. Bare midriffs are not acceptable. Tops should have a sleeve.
- Shorts must not be shorter than the mid-thigh.
- All underwear must remain unseen.
- Male students are not permitted to wear earrings, other piercings or jewellery.
- Female students are not permitted to wear piercings or jewellery other than one pair of earrings in the lower ear-lobe.
- Students attending Science or classes in the kitchens must wear leather footwear that covers the foot.
- Students attending sport must wear appropriate sports shoes.

**Naming of clothing**

- All clothing should be clearly marked with the student's name in a way that cannot be removed. The Uniform Shop embroiders Junior School hats free of charge at time of purchase.
- Unclaimed items are cleared from the lost property bin every few weeks.

**College Bags**

All students are expected to use a College bag purchased from the uniform shop.

If not monitored, some students may carry bags that are excessively heavy. It is suggested that parents consider the following in order to maintain control of the weight of the bag:

- Check that the books carried to school are only those required for timetabled subjects each day.
- Students must take books to and from the College each day in order to be able to work effectively at the College and to study effectively at home.

## Student Transport

### Skateboards, Scooters and Roller Blades

Students are not permitted to ride skateboards, rollerblades or other similar wheeled devices to, from or at the College.

### Bicycles

Students riding bicycles to the College are expected to obey the relevant road rules. This includes the requirement to wear approved helmets. Students failing to do so may be required to walk home. Students must walk with bicycles in the College grounds and they must be stored in the racks provided. Bicycles must be locked in the racks during the day.

### Cars

In order for the College to provide a high level of supervised duty of care, students who are licenced and wish to drive to the College must present an application to the Head of Senior School completed by their parents providing their permission. Students who wish to travel in a car driven by another student must have a form signed by their parents giving permission and stating with which drivers they may ride. Student cars may be parked in the gravel car park opposite Public Reception. Permission is required so that the College knows that the student is properly licenced and that they have their parents' approval to drive to the College and to carry approved passengers.

Permission to drive to Redlands College will be withdrawn if students demonstrate unsafe driving practices.

## Campus Boundaries

- After arrival at College, students are not to leave the grounds for any reason, without the permission of the Principal or Head of School.
- Students may not leave class without the permission of the teacher in charge of the class.
- Students may not wait in other places, or walk unaccompanied to appointments.
- The classrooms are out of bounds unless a teacher is present.
- The laboratories are out of bounds unless a teacher is present.
- The pool is out of bounds unless an adult with a bronze medallion is present.
- The creek and its banks are out of bounds at all times.
- The car park area between the buildings and the railway fence is out of bounds. This includes the loading bay at the rear of the library, and the car park at the rear of the Sports Centre.
- The area north of 'H' block is out of bounds.

## Conflict Resolution

From time to time a student may experience difficulties or misunderstandings with a member of staff or another student. The College encourages the Scriptural principle that where there is a problem the person should be approached personally with a view to resolving the differences. Students may discuss the problem with the staff member or student – respectfully, privately, outside class. Staff are willing to listen.

Each teacher has a Pastoral role in regard to every student in the College. All teachers are open to the needs and problems of each student. Each year level from Years 6-12 has a Dean of Year who maintains oversight and a personal interest in the students in that year.



## Discipline and Behaviour

Responsibility for discipline of children rests with parents, however, as students are in the care of the College for several hours each College day, the College supports parents in this role. It is the aim of the College for students to accept responsibility for their own behaviour and to be guided by Biblical principles.

Teachers will correct students for minor indiscretions through a range of classroom management strategies. Students who do not meet the College expectations in the classroom, playground or wider school community, will be directed to Student Services for referral to the relevant member of staff.

### More Serious Issues

Where students demonstrate insolence, deliberate disobedience, inappropriate language, rudeness to a teacher and other serious misbehaviour, the student will be referred to Student Services who will triage them to the relevant member of the pastoral team. This person will work with the student and more serious consequences will most likely be applied. These include, but are not limited to:

1. lunchtime detention
2. afternoon detention
3. in-school suspension
4. external suspension
5. termination of enrolment.

To support a productive learning environment, the College will exercise reasonable care and responsibility in order to protect members of its community from known or reasonably foreseeable harm. To this end, the College will take decisive action which may include termination of enrolment, in response to a student of the College being involved in the use or possession or sale and distribution of illicit drugs, unsanctioned drugs, related instruments, alcohol, vapes or tobacco whilst attending College-related activities.

The College also reserves the right to take decisive action, including termination of enrolment, where a student of the College is involved in any of the activities mentioned previously whilst not at a College-related activity, whereby the activity in question has the potential to negatively impact on the health and welfare of College students or the reputation of the College.

## Behaviour Framework

In order for our community to thrive and for students to be able to reach their full potential, self-discipline and high expectations are important.

The diagram below demonstrates the procedure that will be followed in assisting students to meet expectations and to grow in character. This procedure includes both recognition for positive choices and responses to inappropriate choices.

# BEHAVIOUR FRAMEWORK

LEVEL	EXAMPLE OF BEHAVIOUR	LIKELY RESPONSE
CHAMPION	Demonstration of outstanding leadership and/or service to the community	Leadership opportunities Champion Award College celebration
CELEBRATE	Excellence in Character or Achievement	Award for achievement or growth in character, academic, sport or cultural
ACKNOWLEDGE	Behaviour which exemplifies Life@Redlands; nominated by students, parents & staff	Acknowledged in year level assembly/pastoral care
LIFE@REDLANDS	<b>POSITIVE:</b> Acknowledging character growth, improvement or repeated positive behaviour Consistently meeting College expectations: Respect for God, others, self and property <b>CONCERNS:</b> Recording disruption to learning or other repeated minor inappropriate behaviour choices	
PASTORAL REFERRAL	Failure to meet College expectations Refusing to engage appropriately/other inappropriate behaviour choices	Referral to Student Reception Parents contacted and student advised of appropriate outcome
DEAN OF YEAR	Repeated uniform or organisational issues Disrespectful behaviour Deliberate disobedience	Meeting with Dean of Year Parents contacted SMART Agreement Lunchtime/afternoon detention
DIRECTOR	Prolonged, repeated or high-level disrespectful behaviour Deliberate disobedience of Dean of Year	Meeting with Director Parents contacted/parent meeting Behaviour contract Afternoon detention/in-school suspension
HEAD OF SCHOOL	Prolonged or repeated high-level disrespectful behaviour Deliberate disobedience of Director	Meeting with parents and Head of School Enrolment contract External suspension
PRINCIPAL	Very high level breach of expectations which have significant impacts on the school community and/or beyond	Meeting with parents, student and Principal to discuss enrolment status

**Please note:** At each level of escalation our goal is always to use the escalation as a means of inviting students to reflect on their behaviour and make positive changes.

## LIFE@REDLANDS

### Student Leadership

#### Junior School

Four Junior School Captains are appointed each year from Year 5. The Junior School Student Council is a group of Year 4 and Year 5 students with responsibility for charity fundraising and other Junior School community building. Student Captains and Councillors represent the Junior School at various formal events throughout the year.

#### Middle School

The Middle School Council is officiated by 4 Captains (2 Captains / 2 Vice-Captains) appointed from Year 9. In addition, there are representatives from each Year Level in the following proportions.

Year Level	Number of Representatives per Core Class	Total number of Representatives	Level of Leadership
9	2	12	Team Leaders
8	2	12	Team Members
7	2	12	Team Members
6	2	6	Helpers

#### Why Middle School leaders?

- Build unity
- Strengthen relationships
- Make life in the Middle better (culture & expectations).

#### The Middle School Council has a role in:

- interaction across year levels
- lunchtime activities
- special Middle School events
- mentoring
- listening
- regular cultural events (eg assemblies).

#### Senior School

##### Student Representative Council

The Student Representative Council (SRC) is a body of students formed of the Captains, Vice-Captains, House Captains, Sports Captains, Creative Arts Captains and Student Chaplains and students elected from each year level from Years 10 to 12. The SRC President leads the meetings. The SRC reports to the Deputy Head of Senior School Students.

#### Representatives have responsibility for:

- liaising between teachers, administration and students
- gathering and discussing student suggestions for improvement of the College
- fundraising and allocating funds. Funds raised may be allocated to College projects decided on by the SRC and approved by the Deputy Head of Senior School Students or to a charity selected by the SRC and approved by the Deputy Head of Senior School Students.

#### Camps

Camps provide an important context to aid personal development in a way that would be difficult to achieve in the classroom. Parents are asked to contact their child's teacher or Dean of Year if they have concerns about camps. Camps held in College term time are compulsory.

**Camps – Junior School**

- Year 4 students attend a 3 day camp at Maroochy Waters in Term 4.
- Year 5 students attend a 3 day camp at the Gold Coast in Term 1.

**Camps – Middle School**

- Year 6 students attend a 5 day camp at Mapleton in Term 1.
- Year 7 students attend a 4 day camp at Coolum in Term 1.
- Year 8 students attend a 3 day off-campus camp at Emu Gully and a 2 day in-school camp in Term 2.
- Year 9 students participate in Project VILA in Terms 2 and 3.

**Camps – Senior School**

- Year 10 students attend a 3 day camp at the Gold Coast in Term 1.
- Year 11 students attend 3 day camp at Tamborine Mountain in Term 2.

**Community@Redlands**

Parent engagement with the College is facilitated through [Community@Redlands](#). This structure involves the dual elements of a Principal's Discussion Forum once per term and an annual calendar of events which identifies and enables opportunities for parents to engage in College events.

For further information and opportunities to connect, please refer to our College website – [Community@Redlands](#) or email Wendy Rehr: [wrehrl@redlands.qld.edu.au](mailto:wrehrl@redlands.qld.edu.au)

## College Mascot & War Cry



### Home of the Muddies

Up, up from the mud, up up from the mud (everyone rises)  
Up, up from the mud, up up from the mud

Gold and blue,  
who are you?  
Redlands mudcrabs  
through and through  
Heads held high  
Punch the sky  
Striking fear  
In their eye

Gold and blue,  
who are you?  
We are Redlands,  
coming for you!



## Houses

Students are allocated to one of four Houses at the time they are enrolled. Students remain in the same House throughout their schooling. Students within the same family are placed into the same House. Teaching staff are also allocated a House.

The houses are named after the first Europeans to enter the Redlands district. The four men are regarded as the Redlands' first European pioneers. They were timber cutters and demonstrated pioneering qualities of resourcefulness, courage, perseverance and enterprise as they entered an unknown district. Students are encouraged to aspire to these qualities in the sporting competitions.



# Finnegan

I Say Finnegan You say Falcons

FINNEGAN FALCONS

FINNEGAN FALCONS

I Say Finnegan You say Falcons

FINNEGAN FALCONS

FINNEGAN FALCONS

Number one we've just begun

Number one we've just begun

Finnegan will win and have some fun

Finnegan will win and have some fun

Number two we all wear green

Number two we all wear green

Winners we have always been

Winners we have always been

Number three we are a team

Number three we are a team

We're gonna beat the rest and we're gonna be seen

We're gonna beat the rest and we're gonna be seen.

I Say Finnegan You say Falcons

FINNEGAN FALCONS

FINNEGAN FALCONS!!!



## Pamphlett

Turn on the radio what do you hear  
Pamphlett Pamphlett give us a cheer  
We're gonna beat them, bust them,  
that's our custom  
Go Pamphlett

Beat them (echo) beat them  
Bust them (echo) bust them  
Beat them, bust them,  
That's our custom  
**GO PAMPHLETT!!!!!!**

?



# Parsons

**Captains:** We're the team from the stream

**Everyone:** We're the team from the stream

**Captains:** We're not slack, let's go attack

**Everyone:** We're not slack, let's go attack

**Captains:** When we're finished you're diminished

**Everyone:** When we're finished you're diminished

**Captains:** Take a seat or feel the heat

**Everyone:** Take a seat or feel the heat

**Whistle the beat**

**Captains:** Our red threads will shred ahead

**Whistle and clap the beat whilst chanting**

**Everyone:** Our red threads will shred ahead  
Our red threads will shred ahead  
Our red threads will shred ahead

**GO PARSONS**



# Thompson

S - U - C - C - E - S - S

That's the way we spell success.

Alright (clap, clap). Let's go (clap, clap).

Alright (clap, clap). Let's go (clap, clap).

Thompson, Thompson rah, rah, rah

Thompson, Thompson best by far.

GO THOMPSON!!

T-H-O-M-P-S-O-N

Thompson, Thompson Rah rah rah

Thompson, Thompson Best by far

Yah Thompson



?

?





# REDLANDS COLLEGE

to Birkdale Rd



## LEGEND

**JUNIOR SCHOOL**  
A, B & C Blocks

**TUCKSHOP, REVIVE  
CAFE, RTC & STUDENT  
RECEPTION**  
College Heart

**VOCATIONAL EDUCATION**  
F Block

**SCIENCE CENTRE**  
K Block

**HOSPITALITY**  
College Heart

**SPORTS CENTRE**  
J Block

**PERFORMING ARTS,  
MUSIC, ART & FILM  
STUDIES**  
G Block

**UNIFORM SHOP**  
Public Reception

**OUTSIDE SCHOOL HOURS  
CARE**  
M Block

## Timetable

Middle & Senior Timetable		
Pastoral Care	8:30 am – 8:50 am	20 mins
Period 1	8:53 am – 9:43 am	50 mins
Period 2	9:46 am – 10:36 am	50 mins
1st Break	10:36 am – 11:01 am	25 mins
Period 3	11:04 am – 11:54 am	50 mins
Period 4	11:57 am – 12:47 pm	50 mins
2nd Break	12:47 pm – 1:29 pm	42 mins
Period 5	1:32 pm – 2:22 pm	50 mins
Period 6	2:25 pm – 3:15 pm	50 mins
Junior School Timetable		
Start	8:30 am	
1st Break	10:15 am – 11:00 am	45 mins
2nd Break	1:00 pm – 1:30 pm	30 mins
Finish	3:00 pm	

## 2023 CALENDAR

## JANUARY

S	M	T	W	T	F	S
1	2	3	4	5	6	7
8	9	10	11	12	13	14
15	16	17	18	19	20	21
22	23	24	25	26	27	28
29	30	31				

## FEBRUARY

S	M	T	W	T	F	S
			1	2	3	4
5	6	7	8	9	10	11
12	13	14	15	16	17	18
19	20	21	22	23	24	25
26	27	28				

## MARCH

S	M	T	W	T	F	S
			1	2	3	4
5	6	7	8	9	10	11
12	13	14	15	16	17	18
19	20	21	22	23	24	25
26	27	28	29	30	31	

## APRIL

S	M	T	W	T	F	S
30						1
2	3	4	5	6	7	8
9	10	11	12	13	14	15
16	17	18	19	20	21	22
23	24	25	26	27	28	29

## MAY

S	M	T	W	T	F	S
	1	2	3	4	5	6
7	8	9	10	11	12	13
14	15	16	17	18	19	20
21	22	23	24	25	26	27
28	29	30	31			

## JUNE

S	M	T	W	T	F	S
				1	2	3
4	5	6	7	8	9	10
11	12	13	14	15	16	17
18	19	20	21	22	23	24
25	26	27	28	29	30	

## JULY

S	M	T	W	T	F	S
30	31					1
2	3	4	5	6	7	8
9	10	11	12	13	14	15
16	17	18	19	20	21	22
23	24	25	26	27	28	29

## AUGUST

S	M	T	W	T	F	S
			1	2	3	4
5	6	7	8	9	10	11
12	13	14	15	16	17	18
19	20	21	22	23	24	25
26	27	28	29	30	31	

## SEPTEMBER

S	M	T	W	T	F	S
					1	2
3	4	5	6	7	8	9
10	11	12	13	14	15	16
17	18	19	20	21	22	23
24	25	26	27	28	29	30

## OCTOBER

S	M	T	W	T	F	S
1	2	3	4	5	6	7
8	9	10	11	12	13	14
15	16	17	18	19	20	21
22	23	24	25	26	27	28
29	30	31				

## NOVEMBER

S	M	T	W	T	F	S
			1	2	3	4
5	6	7	8	9	10	11
12	13	14	15	16	17	18
19	20	21	22	23	24	25
26	27	28	29	30		

## DECEMBER

S	M	T	W	T	F	S
31						1
2	3	4	5	6	7	8
9	10	11	12	13	14	15
16	17	18	19	20	21	22
23	24	25	26	27	28	29
30						

Public Holidays

Student Free Days

School Holidays

## TERM DATES

Term 1 - 23 January to 31 March

Term 2 - 18 April to 16 June

Term 3 - 11 July to 15 September

Term 4 - 3 October to 1 December

## STUDENT FREE DAYS

Term 1 - 16 to 20 January

Term 2 - 17 April

Term 3 - 10 July

Term 4 - 4 to 6 December

## PUBLIC HOLIDAYS

New Year's Day - 2 January

Australia Day - 26 January

Good Friday - 7 April

Easter Monday - 10 April

Anzac Day - 25 April

Labour Day - 1 May

EKKA (Redlands Holiday) - 14 August

King's Birthday - 2 October

Christmas Day - 25 December

Boxing Day - 26 December



**REDLANDS COLLEGE**  
Be the difference

38 Anson Rd, Wellington Point, QLD 4160 Australia  
Tel: 07 3286 0222 | E-Mail: mail@redlands.qld.edu.au

[www.redlands.qld.edu.au/](http://www.redlands.qld.edu.au/)

Absentee SMS 0416 905 254 • Absentee Line 07 3286 0545 • Uniform Shop 07 3286 0223



## 2024 CALENDAR

## JANUARY

S	M	T	W	T	F	S
	1	2	3	4	5	6
7	8	9	10	11	12	13
14	15	16	17	18	19	20
21	22	23	24	25	26	27
28	29	30	31			

## FEBRUARY

S	M	T	W	T	F	S
				1	2	3
4	5	6	7	8	9	10
11	12	13	14	15	16	17
18	19	20	21	22	23	24
25	26	27	28	29		

## MARCH

S	M	T	W	T	F	S
31					1	2
3	4	5	6	7	8	9
10	11	12	13	14	15	16
17	18	19	20	21	22	23
24	25	26	27	28	29	30

## APRIL

S	M	T	W	T	F	S
	1	2	3	4	5	6
7	8	9	10	11	12	13
14	15	16	17	18	19	20
21	22	23	24	25	26	27
28	29	30				

## MAY

S	M	T	W	T	F	S
			1	2	3	4
5	6	7	8	9	10	11
12	13	14	15	16	17	18
19	20	21	22	23	24	25
26	27	28	29	30	31	

## JUNE

S	M	T	W	T	F	S
30						1
2	3	4	5	6	7	8
9	10	11	12	13	14	15
16	17	18	19	20	21	22
23	24	25	26	27	28	29

## JULY

S	M	T	W	T	F	S
	1	2	3	4	5	6
7	8	9	10	11	12	13
14	15	16	17	18	19	20
21	22	23	24	25	26	27
28	29	30	31			

## AUGUST

S	M	T	W	T	F	S
				1	2	3
4	5	6	7	8	9	10
11	12	13	14	15	16	17
18	19	20	21	22	23	24
25	26	27	28	29	30	31

## SEPTEMBER

S	M	T	W	T	F	S
1	2	3	4	5	6	7
8	9	10	11	12	13	14
15	16	17	18	19	20	21
22	23	24	25	26	27	28
29	30					

## OCTOBER

S	M	T	W	T	F	S
		1	2	3	4	5
6	7	8	9	10	11	12
13	14	15	16	17	18	19
20	21	22	23	24	25	26
27	28	29	30	31		

## NOVEMBER

S	M	T	W	T	F	S
					1	2
3	4	5	6	7	8	9
10	11	12	13	14	15	16
17	18	19	20	21	22	23
24	25	26	27	28	29	30

## DECEMBER

S	M	T	W	T	F	S
1	2	3	4	5	6	7
8	9	10	11	12	13	14
15	16	17	18	19	20	21
22	23	24	25	26	27	28
29	30	31				

## Public Holidays

## Student Free Days

## School Holidays

## TERM DATES

Term 1 - 22 January to 28 March

Term 2 - 16 April to 14 June

Term 3 - 9 July to 13 September

Term 4 - 1 October to 6 December

## STUDENT FREE DAYS

Term 1 - 15 to 19 January

Term 2 - 15 April

Term 3 - 8 July

Term 4 - 30 September;

9 to 11 December

## PUBLIC HOLIDAYS

New Year's Day - 1 January

Australia Day - 26 January

Good Friday - 29 March

Easter Monday - 1 April

Anzac Day - 25 April

Labour Day - 6 May

EKKA (Redlands Holiday) - 12 August

King's Birthday - 7 October

Christmas Day - 25 December

Boxing Day - 26 December



## 2025 CALENDAR

## JANUARY

S	M	T	W	T	F	S
			1	2	3	4
5	6	7	8	9	10	11
12	13	14	15	16	17	18
19	20	21	22	23	24	25
26	27	28	29	30	31	

## FEBRUARY

S	M	T	W	T	F	S
						1
2	3	4	5	6	7	8
9	10	11	12	13	14	15
16	17	18	19	20	21	22
23	24	25	26	27	28	

## MARCH

S	M	T	W	T	F	S
30	31					1
2	3	4	5	6	7	8
9	10	11	12	13	14	15
16	17	18	19	20	21	22
23	24	25	26	27	28	29

## APRIL

S	M	T	W	T	F	S
		1	2	3	4	5
6	7	8	9	10	11	12
13	14	15	16	17	18	19
20	21	22	23	24	25	26
27	28	29	30			

## MAY

S	M	T	W	T	F	S
				1	2	3
4	5	6	7	8	9	10
11	12	13	14	15	16	17
18	19	20	21	22	23	24
25	26	27	28	29	30	31

## JUNE

S	M	T	W	T	F	S
1	2	3	4	5	6	7
8	9	10	11	12	13	14
15	16	17	18	19	20	21
22	23	24	25	26	27	28
29	30					

## JULY

S	M	T	W	T	F	S
		1	2	3	4	5
6	7	8	9	10	11	12
13	14	15	16	17	18	19
20	21	22	23	24	25	26
27	28	29	30	31		

## AUGUST

S	M	T	W	T	F	S
31						1
2	3	4	5	6	7	8
9	10	11	12	13	14	15
16	17	18	19	20	21	22
23	24	25	26	27	28	29
30						

## SEPTEMBER

S	M	T	W	T	F	S
	1	2	3	4	5	6
7	8	9	10	11	12	13
14	15	16	17	18	19	20
21	22	23	24	25	26	27
28	29	30				

## OCTOBER

S	M	T	W	T	F	S
			1	2	3	4
5	6	7	8	9	10	11
12	13	14	15	16	17	18
19	20	21	22	23	24	25
26	27	28	29	30	31	

## NOVEMBER

S	M	T	W	T	F	S
30						1
2	3	4	5	6	7	8
9	10	11	12	13	14	15
16	17	18	19	20	21	22
23	24	25	26	27	28	29

## DECEMBER

S	M	T	W	T	F	S
	1	2	3	4	5	6
7	8	9	10	11	12	13
14	15	16	17	18	19	20
21	22	23	24	25	26	27
28	29	30	31			

## Public Holidays

## Student Free Days

## School Holidays

## TERM DATES

Term 1 - 28 January to 4 April

Term 2 - 22 April to 20 June

Term 3 - 15 July to 19 September

Term 4 - 8 October to 5 December

## STUDENT FREE DAYS

Term 1 - 20 to 24 January

Term 2 - N/A

Term 3 - 14 July

Term 4 - 7 October; 8 to 10 December

## PUBLIC HOLIDAYS

New Year's Day - 1 January

Australia Day - 27 January

Good Friday - 18 April

Easter Monday - 21 April

Anzac Day - 25 April

Labour Day - 5 May

EKKA (Redlands Holiday) - 11 August

King's Birthday - 6 October

Christmas Day - 25 December

Boxing Day - 26 December



## SERVICES@REDLANDS

### ID Cards for Students

Students are issued with a new ID card in Years 6, 7, 9 and 11. ID cards are valid for two years. Replacement ID cards can be provided upon payment of a \$7 replacement fee at Public Reception.

Middle and Senior School students may use their ID card to make purchases at the Tuckshop and Uniform Shop. Credit is loaded via [My Monitor](#) on the College website.

Printers are available for student use throughout the College. Print credit is automatically loaded on to a student's ID card at the commencement of each semester. Students may purchase additional print credit at Public Reception.

### Lockers

All Middle and Senior School students will be issued a locker at the beginning of the year. Lockers may be used for storing books, uniforms and equipment and are to be kept tidy and ready for a visual check. Lockers must be secured with the lock at all times.

Valuables should not be brought to College or stored in lockers. If this is unavoidable, they should be lodged at Student Reception for safe keeping. Valuable items left in lockers or bags may be stolen and not recovered.

Students must keep the College combination lock and are not permitted to use their own lock. If a lock or locker is damaged or lost, replacement costs will be charged to the family account.

At the end of the year, students will be advised if they need to empty their lockers and be issued with a new locker for the beginning of the following year.

Lockers are out of bounds between breaks. Students must take all that they need until the next break.

### Lost Property

Please ensure all items of clothing are clearly named with your child's first and last name. Items should be labelled in permanent ink in a place where the label cannot be removed. This needs to be checked from time to time as the name fades with washing. If an item is lost, the student should search the classrooms, bag racks, locker areas and lost property boxes at Student Services and Sports Centre.

Lost property enquiries should be made to the Uniform Shop by emailing [lostproperty@redlands.qld.edu.au](mailto:lostproperty@redlands.qld.edu.au)

### Outside School Hours Care

#### Hours of Operation

- Before School Care: 6:30am – 8:30am, Monday – Friday
- After School Care: 3:00pm – 6:00pm, Monday – Friday
- Vacation Care: 6:30am – 6:30pm, Monday – Friday



Outside School Hours Care at Redlands College is provided by [The Outsiders Play Advocates](#).

## Student Accident Insurance Plan

This plan provides 24/7 cover to students. The plan is provided free of charge to all students. Information is available from Public Reception or the College website: [Student Accident Insurance](#).

## Transport Services

### Bus

Bus services routes are finalised before the start of the school year depending on demand and access. Fees for these services are charged each term. Financial assistance for these services, depending on individual circumstances, is available. Further information is available from Public Reception.

Further information on bus services or government subsidies is available from Public Reception or Transdev Bus Company.

### Train

Students may travel by train to Wellington Point Station. A walk of approximately 10 minutes brings students to the entrance near I block. Students must cross under Main Road using the tunnel provided. For current timetables: [www.translink.com.au](http://www.translink.com.au)

## Tuckshop

### Opening Hours

7:45am – 3:30pm, Monday – Friday

### Ordering

The Redlands College Tuckshop promotes healthy eating habits. Tuckshop orders can be placed online using the Redlands College My Monitor system. The online ordering service and Tuckshop menu may be accessed via the College website: [Tuckshop](#).

Junior School ordering is via [My Monitor](#) only.

Middle and Senior School students may pre-order online or purchase at the counter. Payment options are cash, EFTPOS or their student ID card, pre-loaded via [My Monitor](#).

### Tuckshop Volunteers

We always appreciate volunteers at the Tuckshop. If you are able to assist please contact our Tuckshop staff on 3286 0222.

## Uniform Shop

### Opening Hours – Term Time

8:00am to 9:30am and 12:45pm to 3:30pm, Monday - Friday

Opening times for the start of the school year will be advertised via the website.

New uniforms are available only through the Uniform Shop located in the administration building facing Anson Road. Current price lists are available from the uniform shop and on the Redlands College website: [Uniforms](#)

The uniform shop can be contacted by calling 3286 0223 or emailing – [uniformshop@redlands.qld.edu.au](mailto:uniformshop@redlands.qld.edu.au)

### Hat Repair Service

Hat cleaning and repair services are available through the Uniform Shop over the term break. Services are by an outsourced supplier at a varying cost of \$10.00 to \$25.00 (depending on the type of hat and work to be performed).

### Second hand uniforms

There is a parent run Facebook page to connect families wishing to buy or sell good quality second hand uniforms. The site exists only to connect second hand uniform buyers and sellers and there is no official governance.

The link to the group is: <https://m.facebook.com/groups/357748487982109> or you can search "Redlands College Second Hand Uniform Community".

The page is a closed group which is administered by volunteer parents, so please be patient as requests for joining the group are processed.

Please note that it is the buyer's responsibility to ensure that second hand uniforms meet the College standards.

## CO-CURRICULAR@REDLANDS

The College seeks to provide a balanced education and encourages students to participate in co-curricular activities. Such involvement is voluntary but we recognise the great value of these activities in developing a student's gifts and talents and in developing self-confidence. Activities offered vary, depending on student interest and the availability of a teacher for the activity.

Parents are encouraged to support their children in co-curricular activities. Students who are very involved at College are often happier and tend to achieve better results.

## Junior School

### Sport

Redlands Junior School is a member of the Bayside Primary School Sports Association and the Christian Schools Sport Association (CSSA). Swimming, track and field and cross-country carnivals are organised throughout the year and children may be selected to represent the school in the Christian Schools Carnivals or against local schools in the Redland District competitions. Parent assistance at these occasions is welcome.

Students in Years 4 and 5 participate in inter-school sport during the year. These competitions may include soccer, touch football, cricket, netball and tennis.

### Run Club

The Athletics Club is a free activity which provides athletics training on Monday, Wednesday and Friday mornings for Year 4 and 5 students who want to strengthen their physical fitness

Contact: [cwooding@redlands.qld.edu.au](mailto:cwooding@redlands.qld.edu.au)

### Performance Music

Participating in performance music ensembles such as Little Voices (Years 1-2) often leads into Junior Choir (Years 3-5). We have a beginners instrumental program with group lessons in strings from Year 2. Brass, woodwind and percussion, as well as guitar (finger style) are offered to children in Year 5.

### Clubs

Redlands College Junior School also offers opportunities for the children to participate in a variety of clubs during the school week. Clubs on offer vary during the school year and cater for the interests of different age groups.

## Middle and Senior School

### Sport

Redlands College Middle School is a member of the Bayside District Secondary Sports Association and competes in the afternoon competitions with local schools during school hours. Teams have historically been entered in sports including soccer, futsal, netball, basketball, touch football, volleyball, tennis, and AFL. This list will vary from season to season, depending on student interest across the District. Students can progress within pathways for these team sports from District through to National competitions. In addition to weekly Bayside District fixtures, teams are also entered into Queensland All Schools and Christian Schools Sport tournaments, these are multi-day events involving schools from across the state. Teams competing in these competitions are required to demonstrate a commitment to outside school hours training.

Students can compete in swimming, cross-country and track and field carnivals at both Christian Schools Sport (CSSAQ) and Bayside District Sport competitions, the latter providing a pathway to further representative opportunities at a Regional, State and National level.

For more information on [Sport at Redlands](#) please visit the College website.

### **The Duke of Edinburgh's Award**

The Duke of Edinburgh's Award is an International Youth Achievement Program that challenges youths between the ages of 14-25 to achieve their best through a balanced program of skill development, and a commitment to regular physical activity, and a commitment to enriching their community through volunteering. Participants are also challenged by participating in Adventurous Journeys to push their physical and mental limits, while having fun with others as they do it.

Contact: [outdoored@redlands.qld.edu.au](mailto:outdoored@redlands.qld.edu.au)

### **Performance Music**

Redlands College Performance Music program serves the Junior, Middle and Senior Schools. The program incorporates instrumental and vocal tuition, and instrumental and choral ensembles. Performance Music at Redlands College aims to nurture and foster in students the love of their instrument and of making music, by providing a caring and supportive environment that respects the College's Christian ethos and values.

The College's choral and instrumental ensembles rehearse weekly, and perform at College events, in eisteddfodau, and at external public venues. In their weekly rehearsals, students are not only rehearsing performance pieces, but they are also acquiring foundational instruction in musicianship, musical literacy and ensemble skills.

## **POLICIES AND FORMS**

Redlands College [Policies and Forms](#) are available on the College website.

The following Policies have been referenced in this Handbook:

Policy: [Student Uniform](#)

Policy: [Child Protection](#)

Strategy: [Child Risk Management](#)

Policy: [Complaints Handling](#)

Policy: [Privacy](#)

Procedure: [Medical Risk Management Families](#)

Policy: [Anaphylaxis Management](#)

Policy: [Acceptable Use of Personal Electronic Devices](#)